

# ICANN Meetings Cost Analysis

Comparison of Pre-Pandemic vs. Post-Pandemic Costs

SO/AC Leadership Brief

November 2024



# Understanding the Costs | Pre-Pandemic vs. Post-Pandemic

- **Reported in 2018 (Pre-Pandemic):**
  - Many factors affect the costs of ICANN Meetings:
    - **Fixed costs**
      - Examples: Audio visual equipment, language services (interpretation / live scribing), health/safety/security, IT labor.
    - **Variable expenses**
      - Examples: Airfare travel, hotel rooms, meeting venue rental, catering.
- **As of 2024 (Post-Pandemic):**
  - Has shifted with “Shrinkflation” where we are seeing fewer attendees and funded travelers but higher expenses - with inflation being a major impacting factor post-Pandemic.

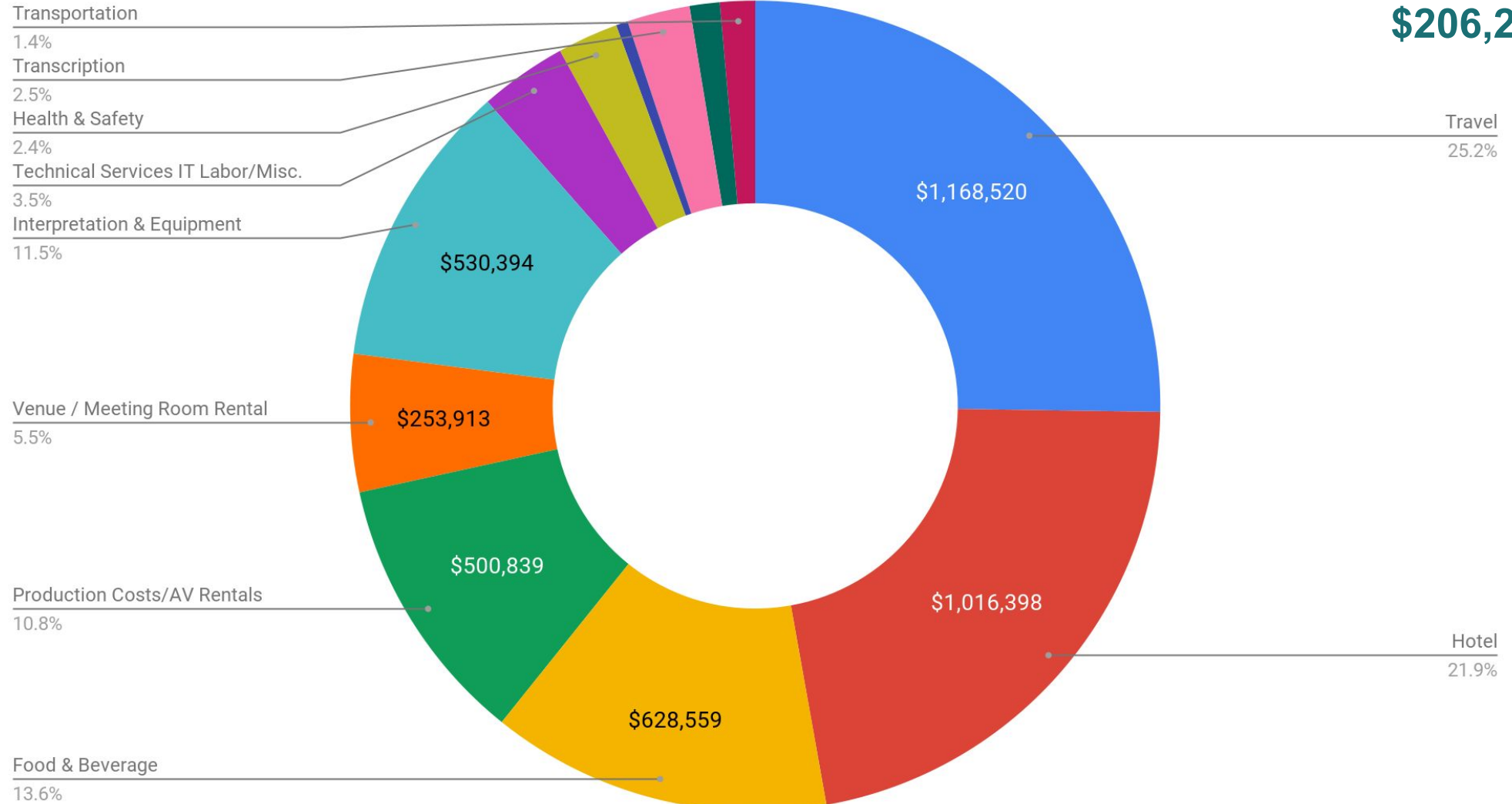
# ICANN Meeting Costs | Pre-Pandemic vs. Post-Pandemic

- **ICANN55-60:** Average meeting cost was **\$4.06M per meeting (Pre-Pandemic)** *(Data shared with community in 2018)*
- **ICANN61-66:** Average meeting costs reduced to **\$3.4M per meeting (Pre-Pandemic)** *(Reduction in average costs are due to low cost meeting locations: Panama City \$2.2m, Marrakech \$3.1m and San Juan \$3.3m)*
- **ICANN74-80:** Average meeting cost increased to **\$4.7M per meeting (Post-Pandemic)**

**28%** average **increase** from Pre-Pandemic meeting costs

# ICANN Meeting Costs | FY23 ICANN75-77

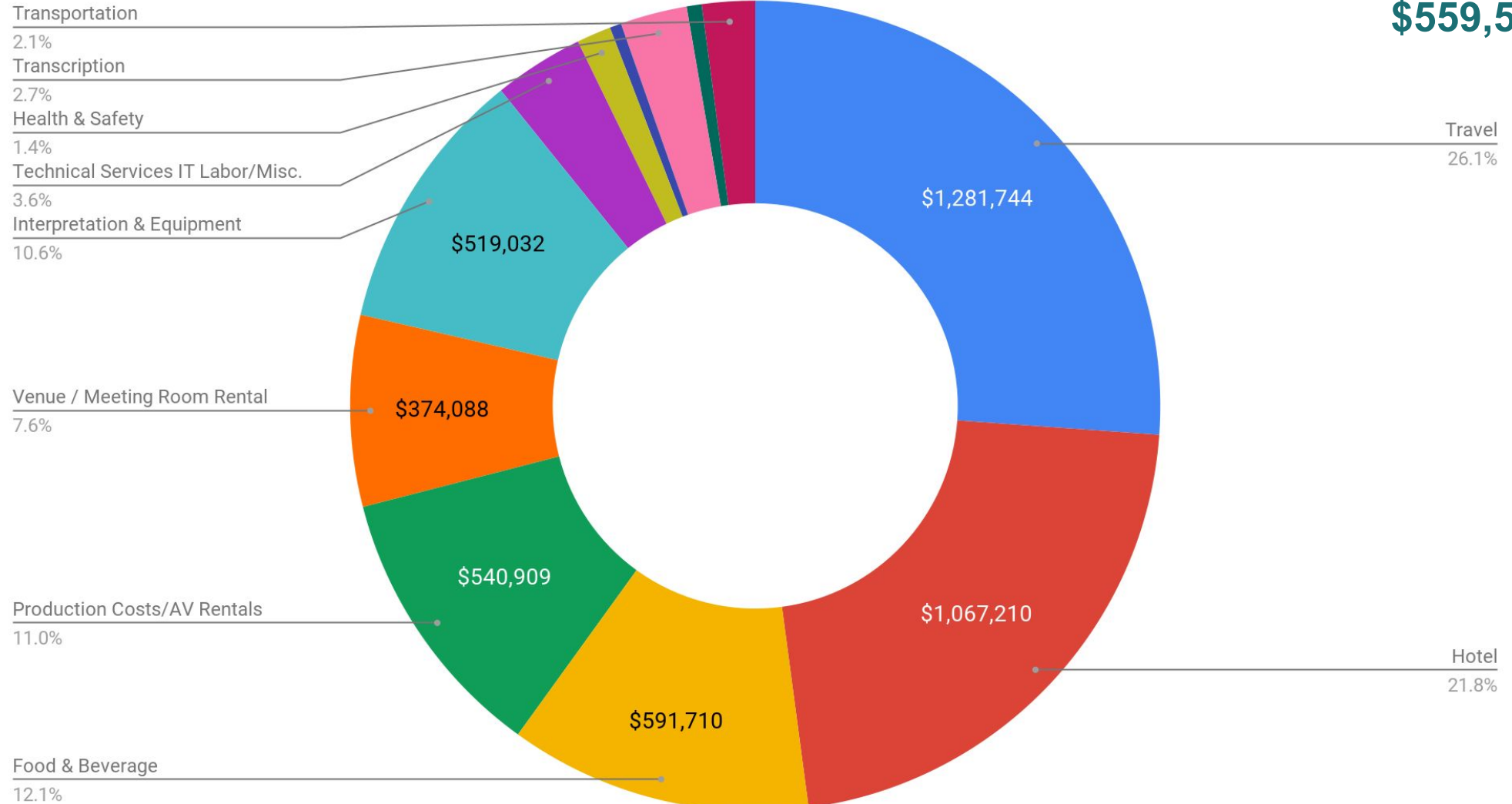
## FY23 Breakdown of ICANN Meeting Costs | ICANN75-77



**Supplemental Offsets for FY23**  
From Subvention, Rebates &  
Sponsorships:  
**\$206,267**

# ICANN Meeting Costs | FY24 ICANN78-80

## FY24 Breakdown of ICANN Meeting Costs | ICANN78-80



### Supplemental Offsets for FY24

From Subvention, Rebates & Sponsorships:

**\$559,500**

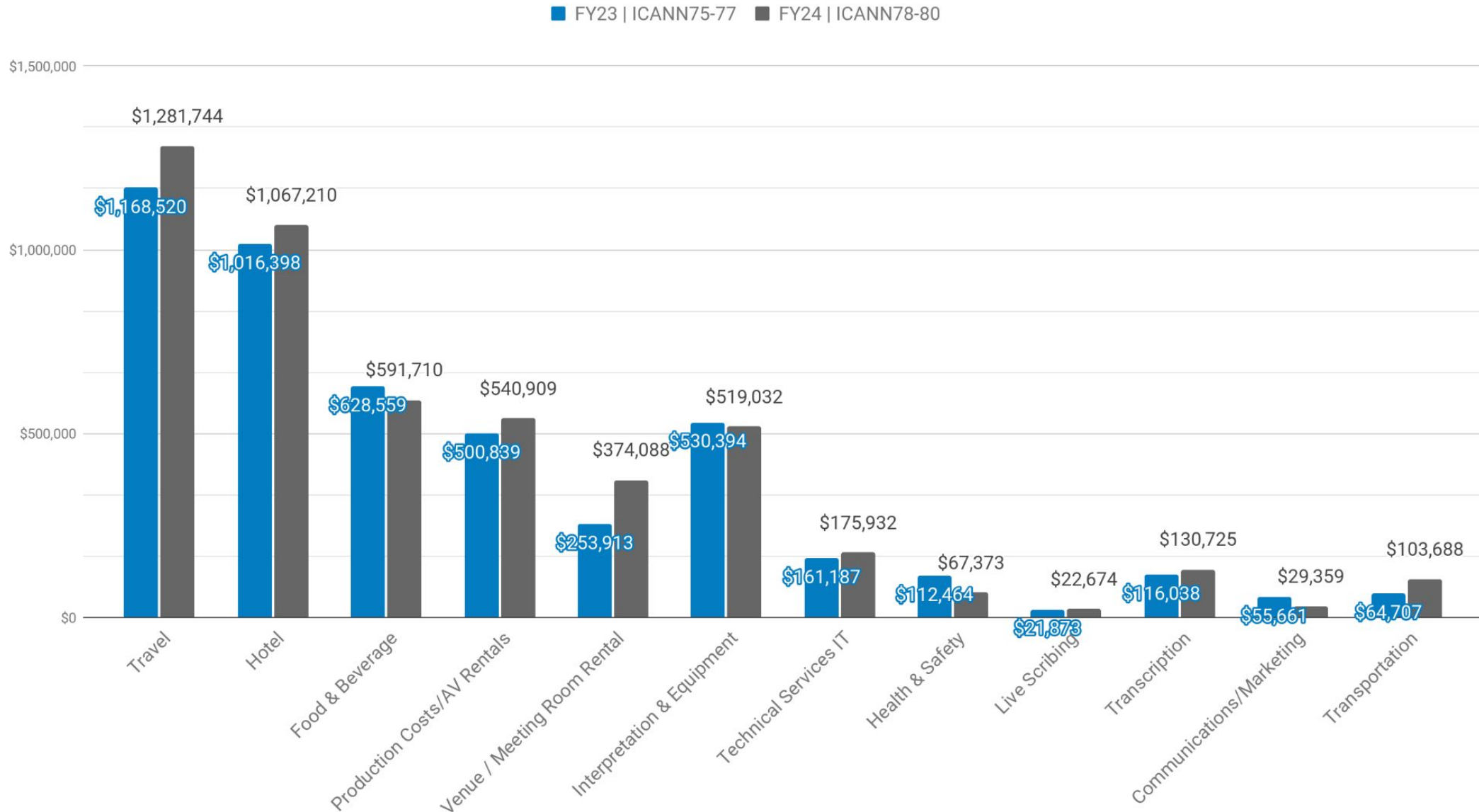
# ICANN Meeting Costs | Supplemental Offsets

---

- **Subvention:** One-time grants of money, often by a government tourism agency or local convention bureau, in aid or support of ICANN hosting a meeting in their city or country. These grants are often tied to the number of international attendees or based on a per-night or per-reservation basis of hotel reservations.
- **Rebate:** A hotel rebate is a predetermined sum of money returned to ICANN according to the conditions outlined in a hotel contract and is typically provided on a per-night or per-reservation basis once certain booking targets have been achieved.
- **Sponsorship(s):** Community companies and organizations exchanging money for benefits like increased brand exposure, exhibit booths and other sponsorship opportunities. (*Sponsorship was limited for ICANN75 to reduce COVID-19 risks and is not available for Policy Forums*).

# ICANN Meeting Costs | Comparing FY23 to FY24

## Comparing FY23 to FY24



# ICANN Public Meeting Cost Analysis Summary - 2018 vs. 2024

## 2018 Reported Stats

### 1,995 Average Attendees per Meeting

ICANN55 thru ICANN60 Public Meeting attendance has **averaged 1,995 in-person** attendees, including ICANN org staff, contractors and community members.

### \$770 Average Cost per Attendee

ICANN55 thru ICANN60 average in-person attendee costs included production expenses, venue rental, interpretation, technical labor, health and safety, transcription, deliverables and transportation costs. *(Does not include travel, hotel and food.)*

### \$1.5M Average Total Cost per Meeting

For ICANN55 thru ICANN60, 38% of total meeting costs include production expenses, venue rental, interpretation, technical labor, health and safety, transcription, deliverables and transportation costs. *(Does not include travel, hotel and food.)*

## 2024 Reported Stats

### 1,299 Average Attendees per Meeting

Since ICANN74 in 2022, ICANN Public Meeting attendance has **averaged 1,299 in-person** attendees, including ICANN org staff, contractors and community members.

### \$1,542 Average Cost per Attendee

Since ICANN74, there has been a doubled increase in costs per in-person attendee with the increase in overall costs and lower attendance. *(Does not include travel, hotel and food.)*

### \$1.9M Average Total Cost per Meeting

Since ICANN74, there has been a average 21% increase of total meeting costs. Costs include production expenses, venue rental, interpretation, technical labor, health and safety, transcription, deliverables and transportation costs. *(Does not include travel, hotel and food.)*

-35%

+101%

+21%

# ICANN Public Meeting Cost Analysis Summary - 2018 vs. 2024

## 2018 Reported Stats

### 570 ICANN Org Funded Travelers

ICANN org funds on average of 570 travelers, including staff, contractors and community groups.

### 290 Funded Constituency Travelers

ICANN org funds on average of 290 Constituency travelers at the cost of \$1.3M per meeting.

### 190 ICANN Org Travelers

ICANN org funds on average of 190 staff travelers at the cost of \$820k per meeting.

### 90 Contracted Support Travelers

ICANN org funds on average of 90 Contractor travelers at the cost of \$389k per meeting.

### \$4,300 Cost per Traveler

ICANN org funded travelers average costs only include travel, hotel and meals/per diem.

## 2024 Reported Stats

### 492 ICANN Org Funded Travelers

ICANN org funds on average of 492 travelers, including staff, contractors and community groups.

### 243 Funded Constituency Travelers

ICANN org funds on average of 243 Constituency travelers at the cost of \$1.2M per meeting.

### 172 ICANN Org Travelers

ICANN org funds on average of 172 staff travelers at the cost of \$946k per meeting.

### 77 Contracted Support Travelers

ICANN org funds on average of 77 Contractor travelers at the cost of \$370k per meeting. Contractors include Interpreters, scribes, technical labor and other service providers.

### \$4,850 Cost per Traveler

ICANN org funded travelers average costs only include travel, hotel and meals/per diem.



\*2018 data set averages ICANN55-ICANN60 metrics, and 2024 data set averages ICANN74-ICANN80 metrics.

# Understanding the Costs | 2018 vs. 2024

- Reported in **2018**:
  - **59%** of the costs for an ICANN Meeting are driven by **LOCATION**
    - Variable meeting costs:
      - Travel
      - Hotel
      - Venue / Meeting Room Rentals
  - **41%** of the costs for an ICANN Meeting are driven by **SERVICE DEMAND**
    - Fixed Meeting Costs:
      - Food & Beverage
      - Production Costs / AV Rentals
      - Interpretation & Equipment
      - Technical Services/IT Labor
      - Health & Safety
      - Live Scribing, Transcriptions
      - Deliverables / Marketing
      - Transportation
- As of **2024**:
  - **4% average increase** expenses of variable meeting costs but has reduced to **53% of overall costs**
  - **31% average increase** for variable meeting expenses and has increased to **47% of overall costs**

# Understanding the Costs | 2018 vs. 2024

59%

of the costs for an ICANN Meeting are driven by **LOCATION**.

53%

2018 Variable Meeting Costs	Pre-Pandemic	+/-	Post-Pandemic	2024 Variable Meeting Costs
Travel	\$ 1,089,394 27%	8%	\$ 1,180,848 26%	Travel
Hotel	\$ 955,120 24%	2%	\$ 975,588 21%	Hotel
Venue / Meeting Room Rental	\$ 304,348 8%	-2%	\$ 296,874 6%	Venue / Meeting Room Rental
<b>Total Variable Meeting Costs</b>	<b>\$ 2,348,862 59%</b>	<b>4%</b>	<b>\$ 2,453,310 53%</b>	<b>Total Variable Meeting Costs</b>

41%

of the costs for an ICANN Meeting are driven by **SERVICE DEMAND**.

47%

2018 Fixed Meeting Costs	Pre-Pandemic	+/-	Post-Pandemic	2024 Fixed Meeting Costs
Food & Beverage	\$ 416,596 11%	41%	\$ 586,240 13%	Food & Beverage
Production Costs / AV Rentals	\$ 376,590 9%	33%	\$ 501,382 11%	Production Costs / AV Rentals
Interpretation & Equipment	\$ 255,426 6%	99%	\$ 508,934 11%	Interpretation & Equipment
Technical Svc / IT Labor / Misc.	\$ 161,840 4%	12%	\$ 181,840 4%	Technical Svc / IT Labor / Misc.
Health & Safety	\$ 147,547 4%	-33%	\$ 98,727 2%	Health & Safety
Live Scribing	\$ 95,464 2%	-78%	\$ 20,646 0.4%	Live Scribing
Transcription	\$ 89,520 2%	29%	\$ 115,091 2%	Transcription
Deliverables / Marketing	\$ 72,054 2%	-51%	\$ 35,387 1%	Deliverables / Marketing
Transportation	\$ 32,948 1%	216%	\$ 104,191 2%	Transportation
<b>Total Fixed Meeting Costs</b>	<b>\$ 1,647,984 41%</b>	<b>31%</b>	<b>\$ 2,152,438 47%</b>	<b>Total Fixed Meeting Costs</b>

# Funded Travel Costs | Pre-Pandemic vs. Post-Pandemic

- **As of 2019 (Pre-Pandemic)**
  - Includes ICANN55-66:
    - Average 290 Funded Travelers
    - Average cost per traveler = **\$3,338**
      - Includes airfare, hotel, per diem, visa/other costs
- **In 2024 (Post-Pandemic)**
  - Includes ICANN74-80:
    - Average 243 Funded Travelers
    - Average cost per traveler = **\$4,196**
      - Includes airfare, hotel, per diem, visa/other costs
- **25.7% increase** in overall per traveler costs Pre-Pandemic vs. Post-Pandemic for Funded Travelers.

# ICANN Meeting Costs | 2013 - 2024

