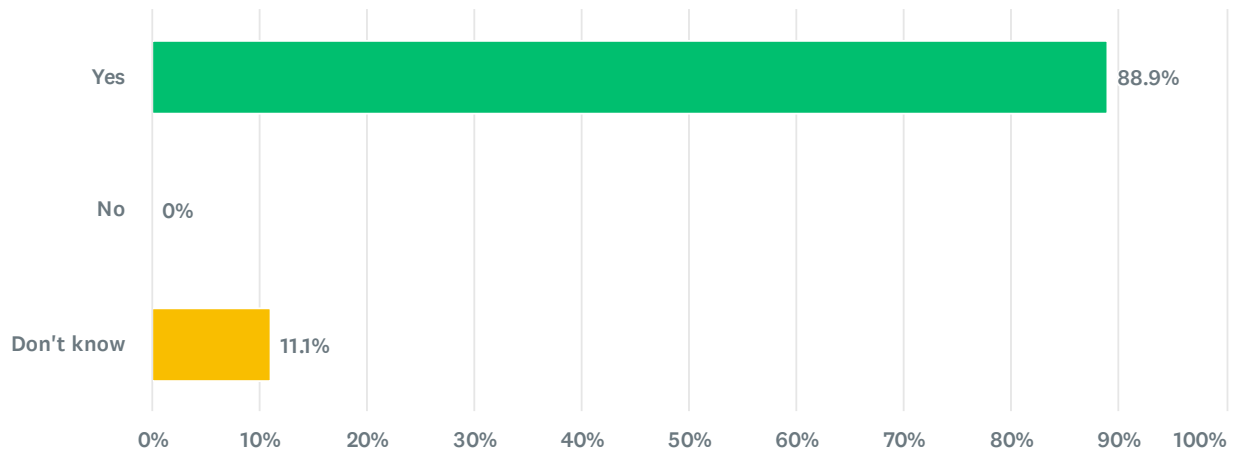


Q1 By entering my name below, I confirm that I have read all assignment materials and EOIs available on the SSC wiki here.

Answered: 9 Skipped: 0

Q2 John Gbadamosi

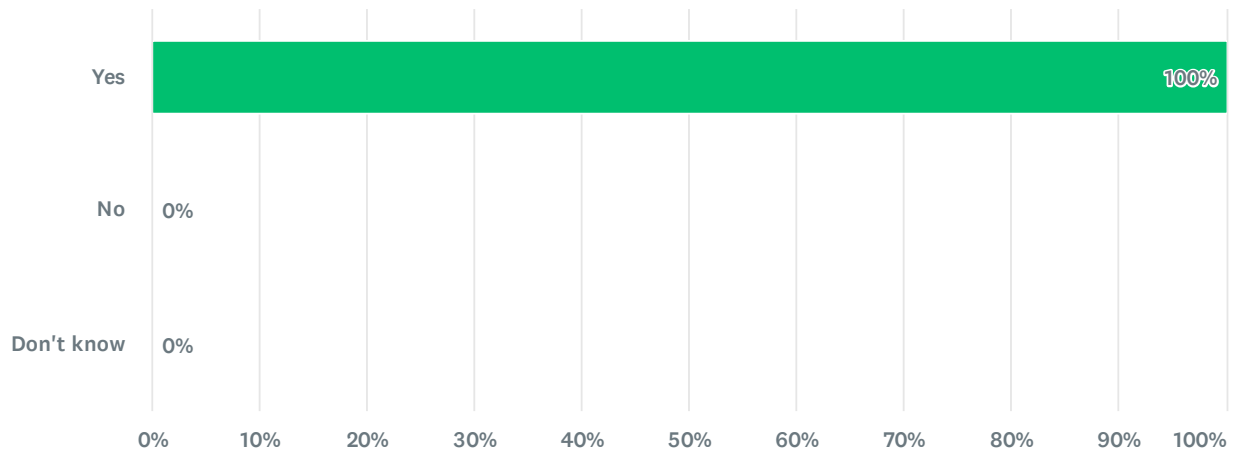
Answered: 9 Skipped: 0



Answer Choices ↓	Percentage ↓	Responses ↓	
● Yes	88.9%	8	...
● No	0%	0	...
● Don't know	11.1%	1	...
Show comments			
Total		9	

Q3 Imran Hossen

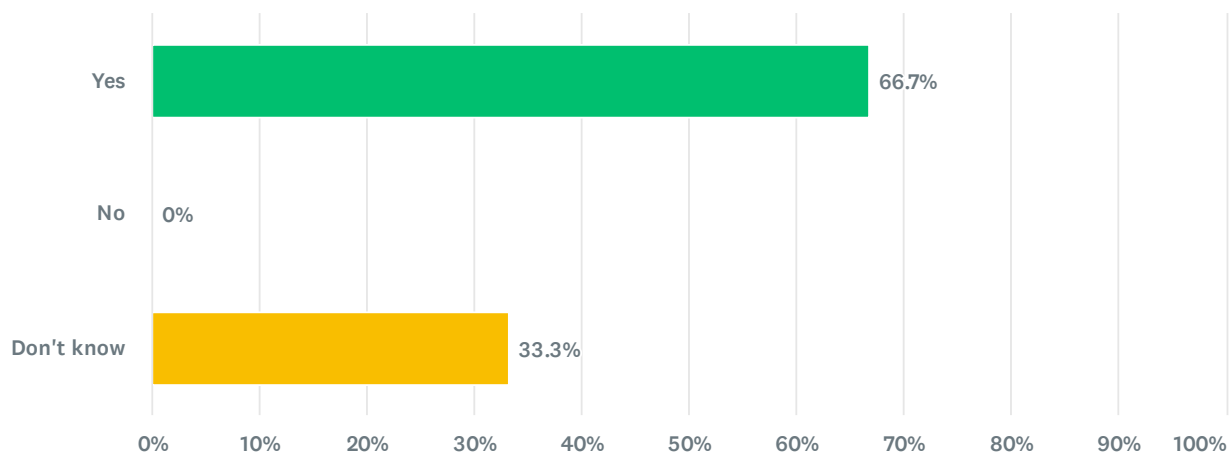
Answered: 9 Skipped: 0



Answer Choices ↓	Percentage ↓	Responses ↓	
● Yes	100.0%	9	...
● No	0%	0	...
● Don't know	0%	0	...
Show comments			
Total		9	

Q4 Paulo Marcos Gampel Drewiacki

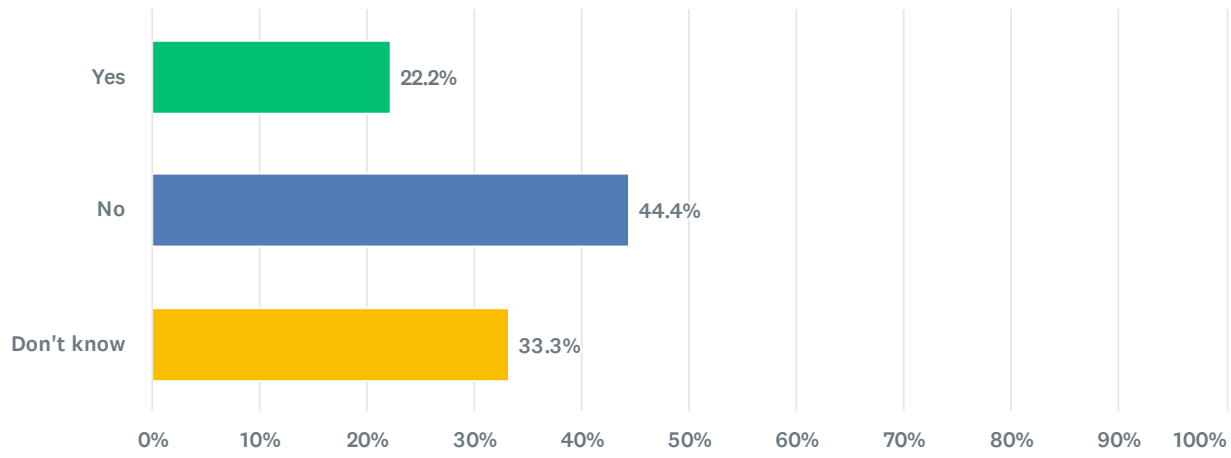
Answered: 9 Skipped: 0



Answer Choices ↓	Percentage ↓	Responses ↓	
● Yes	66.7%	6	...
● No	0%	0	...
● Don't know	33.3%	3	...
Show comments			
Total		9	

Q5 Suman Lal Pradhan

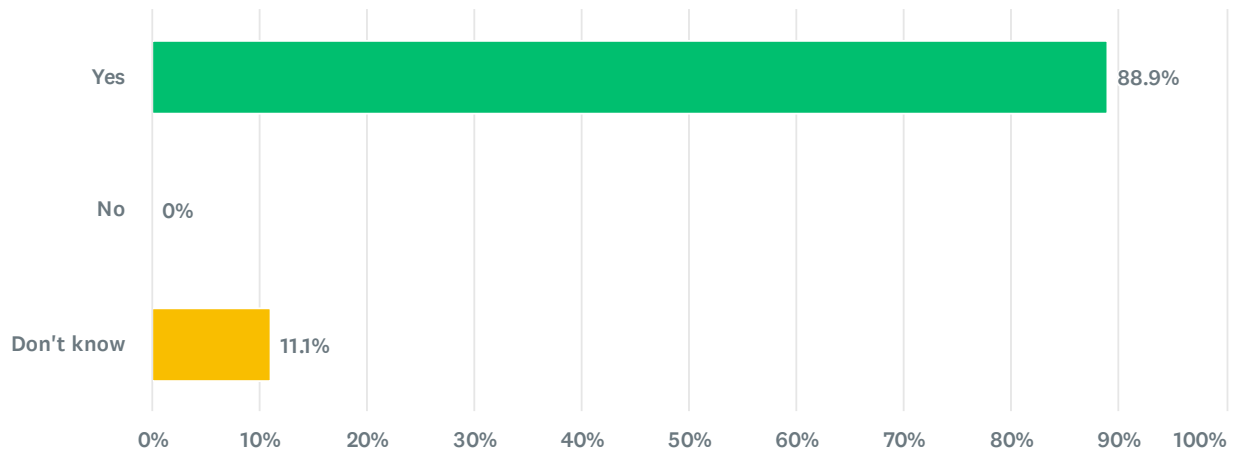
Answered: 9 Skipped: 0



Answer Choices ↓	Percentage ↓	Responses ↓	
● Yes	22.2%	2	...
● No	44.4%	4	...
● Don't know	33.3%	3	...
Show comments			
Total		9	

Q6 Juan Manuel Rojas Piedrahita

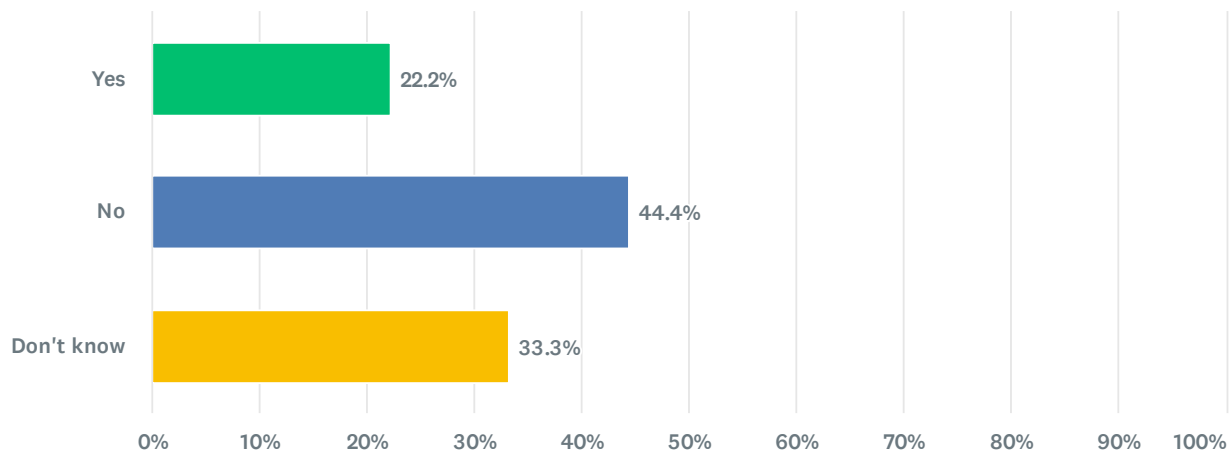
Answered: 9 Skipped: 0



Answer Choices ↓	Percentage ↓	Responses ↓	
● Yes	88.9%	8	...
● No	0%	0	...
● Don't know	11.1%	1	...
Show comments			
Total		9	

Q7 Razoana Moslam (Late Submission)

Answered: 9 Skipped: 0

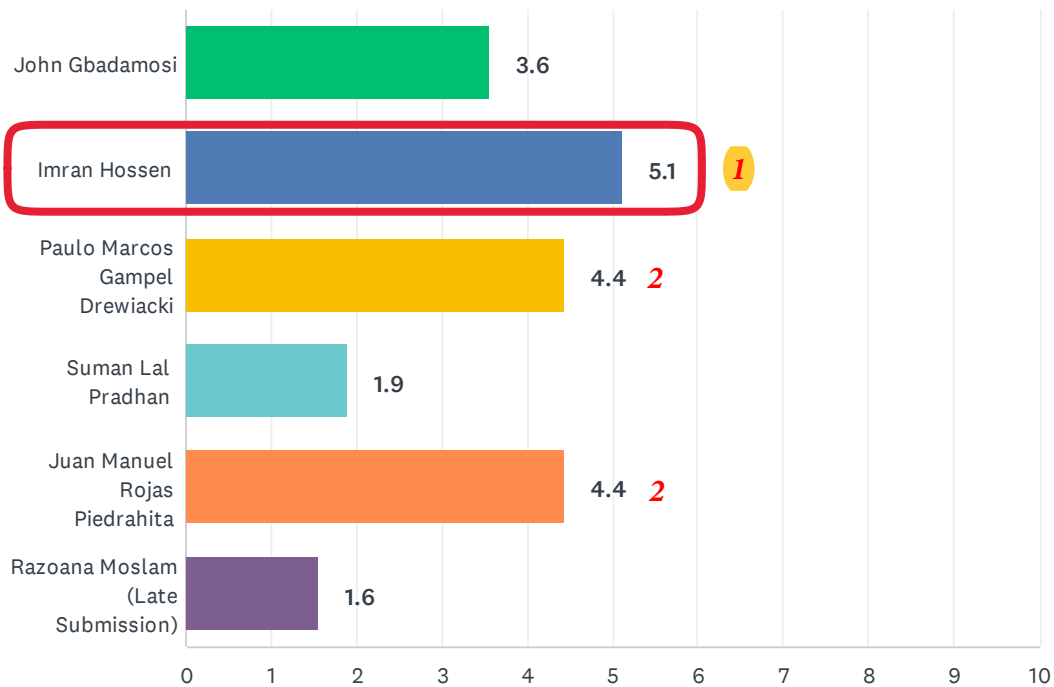


Answer Choices ↓	Percentage ↓	Responses ↓	
● Yes	22.2%	2	...
● No	44.4%	4	...
● Don't know	33.3%	3	...
Show comments			
Total		9	

Basic statistics ⓘ				
Minimum	Maximum	Median	Mean	Standard Deviation
1.0	3.0	2.0	2.1	0.7

Q8 Please rank the following candidates in order of preference with regards to how the candidate meets the experience, skills, attributes requirements outlined in the Call for Volunteers: 1-first order of preference; 2-next order of preference, etc.

Answered: 9 Skipped: 0



	1	2	3	4	5	6	TOTAL	SCORE
John Gbadamosi	0.0% 0	22.2% 2	33.3% 3	22.2% 2	22.2% 2	0.0% 0	9	3.56
Imran Hossen	44.4% 4	33.3% 3	11.1% 1	11.1% 1	0.0% 0	0.0% 0	9	5.11
Paulo Marcos Gampel Drewiacki	11.1% 1	44.4% 4	22.2% 2	22.2% 2	0.0% 0	0.0% 0	9	4.44
Suman Lal Pradhan	0.0% 0	0.0% 0	11.1% 1	0.0% 0	55.6% 5	33.3% 3	9	1.89
Juan Manuel Rojas Piedrahita	44.4% 4	0.0% 0	22.2% 2	22.2% 2	11.1% 1	0.0% 0	9	4.44
Razoana Moslam (Late Submission)	0.0% 0	0.0% 0	0.0% 0	22.2% 2	11.1% 1	66.7% 6	9	1.56

SSC GNSO-Nominated Fellowship Program Mentor 2026 Evaluation Poll

BASIC STATISTICS					
	MINIMUM	MAXIMUM	MEDIAN	MEAN	STANDARD DEVIATION
John Gbadamosi	2.00	5.00	3.00	3.44	1.07
Imran Hossen	1.00	4.00	2.00	1.89	0.99
Paulo Marcos Gampel Drewiacki	1.00	4.00	2.00	2.56	0.96
Suman Lal Pradhan	3.00	6.00	5.00	5.11	0.87
Juan Manuel Rojas Piedrahita	1.00	5.00	3.00	2.56	1.50
Razoana Moslam (Late Submission)	4.00	6.00	6.00	5.44	0.83

Q9 Any additional comments/observations?

Answered: 4 Skipped: 5