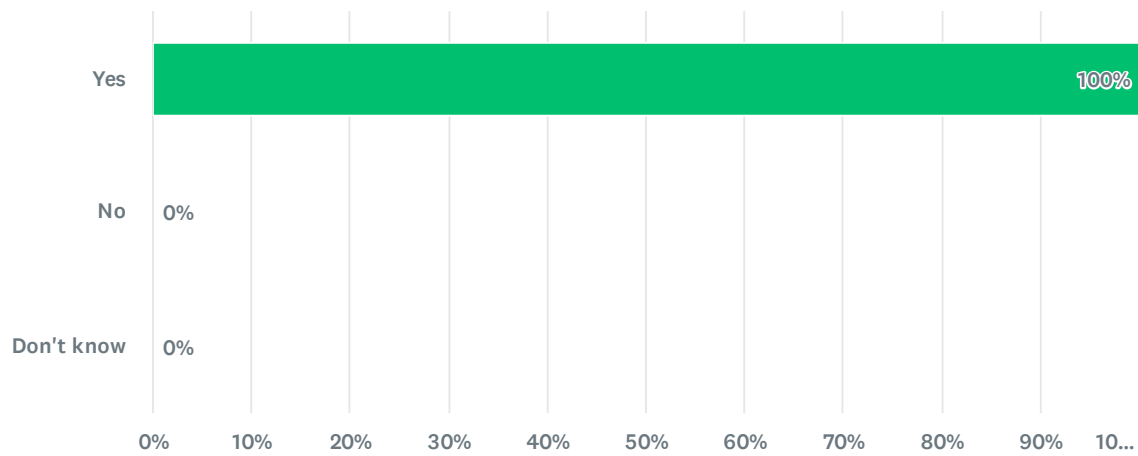


Q1 By entering my name below, I confirm that I have read all EOIs shared via the SSC members-only mailing list and the assignment materials available on the SSC wiki here.

Answered: 9 Skipped: 0

Q2 Paul McGrady

Answered: 9 Skipped: 0

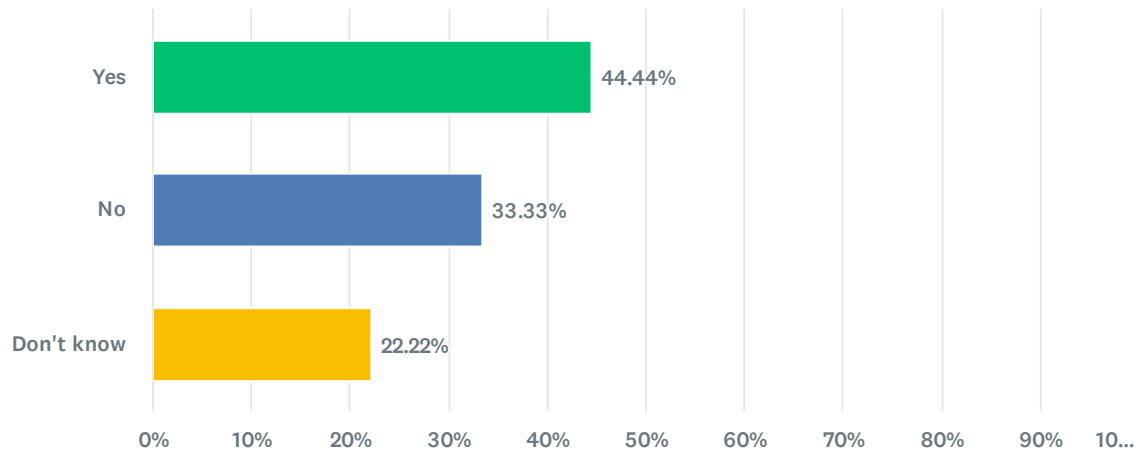


Answer Choices	Percentage	Responses
● Yes	100.00%	9
● No	0%	0
● Don't know	0%	0
Show comments		
Total		9

Basic statistics ⓘ				
Minimum	Maximum	Median	Mean	Standard Deviation
1.00	1.00	1.00	1.00	0.00

Q3 Farell Folly

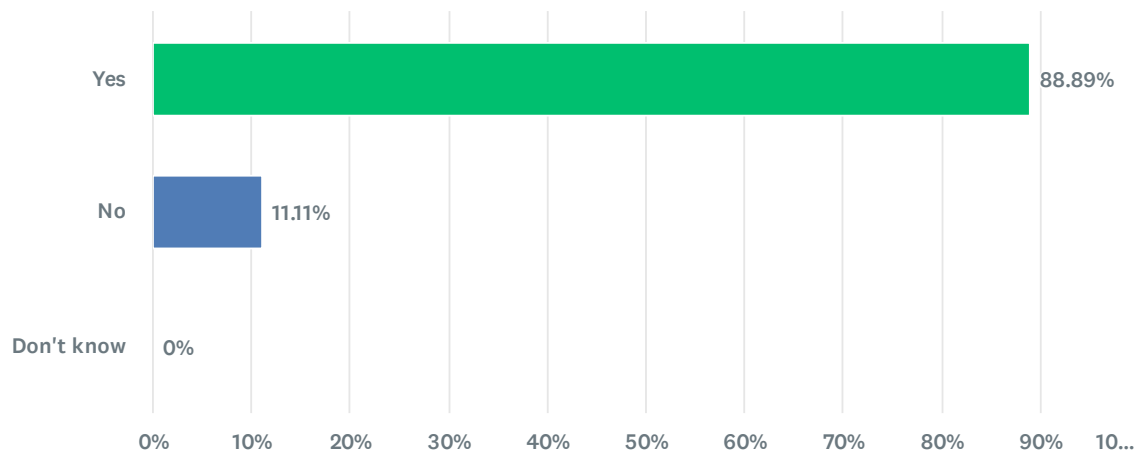
Answered: 9 Skipped: 0



Answer Choices	Percentage	Responses
● Yes	44.44%	4
● No	33.33%	3
● Don't know	22.22%	2
Show comments		
Total		9

Q4 Thomas Rickert

Answered: 9 Skipped: 0



Answer Choices	Percentage	Responses
● Yes	88.89%	8
● No	11.11%	1
● Don't know	0%	0
Show comments		
Total		9

Basic statistics (i)				
Minimum	Maximum	Median	Mean	Standard Deviation
1.00	2.00	1.00	1.11	0.31

Q5 Please rank the following candidates in order of preference with regards to how the candidate meets the experience, skills, attributes requirements outlined in the Expressions of Interest: 1-first order of preference; 2-next order of preference, etc.

Answered: 9 Skipped: 0



	1	2	3	TOTAL	SCORE
Paul McGrady	55.56% 5	33.33% 3	11.11% 1	9	2.44
Farell Folly	0.00% 0	22.22% 2	77.78% 7	9	1.22
Thomas Rickert	44.44% 4	44.44% 4	11.11% 1	9	2.33

BASIC STATISTICS					
	MINIMUM	MAXIMUM	MEDIAN	MEAN	STANDARD DEVIATION
Paul McGrady	1.00	3.00	1.00	1.56	0.68
Farell Folly	2.00	3.00	3.00	2.78	0.42
Thomas Rickert	1.00	3.00	2.00	1.67	0.67

Q6 Any additional comments/observations?

Answered: 3 Skipped: 6